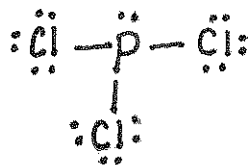


## Covalent Bonding Lewis Structures Worksheet

1. P<sub>2</sub>




2. PCl<sub>3</sub>



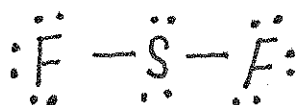
3. H<sub>2</sub>



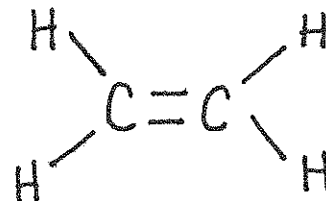
4. HBr




5. SF<sub>2</sub>



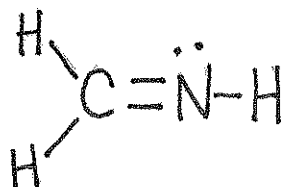
6. H<sub>2</sub>CCH<sub>2</sub>



7. HNNH



8. H<sub>2</sub>CNH



9. NO<sup>-</sup>



10. N<sub>2</sub>



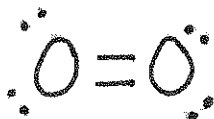
11. CO



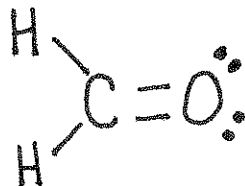
12. CN<sup>-</sup>



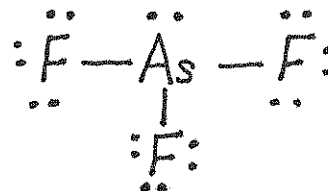
13. O<sub>2</sub>



14. H<sub>2</sub>CO



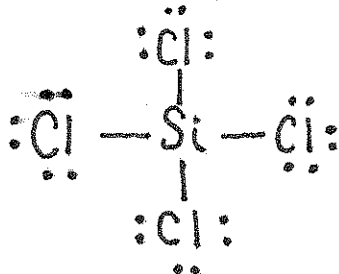
15. AsF<sub>3</sub>



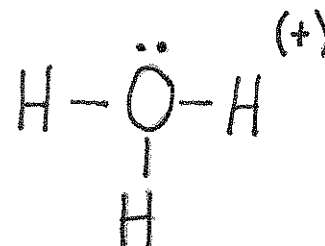
16. ClNO

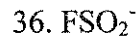
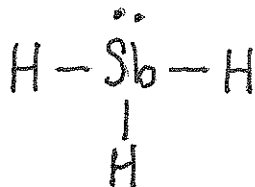
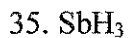

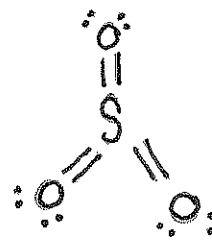
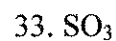
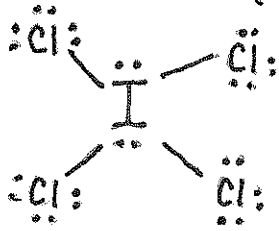
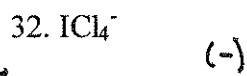
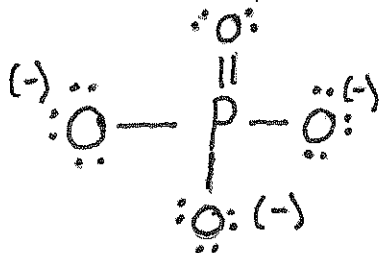
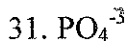
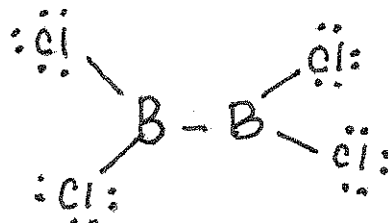
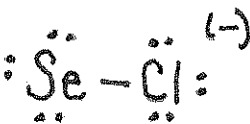
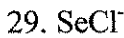
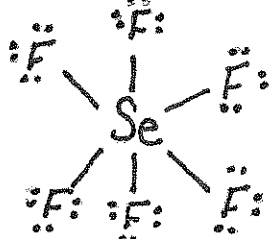
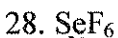

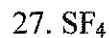
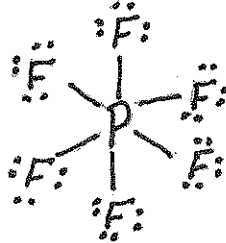
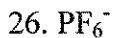
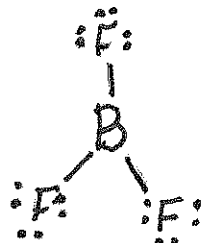
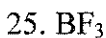
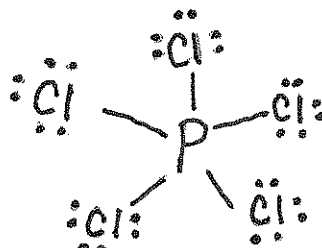
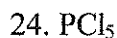
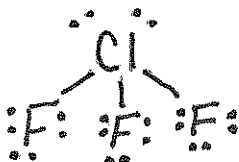
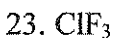
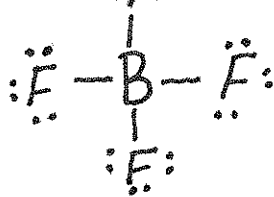
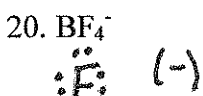
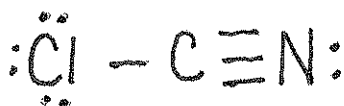
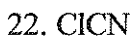
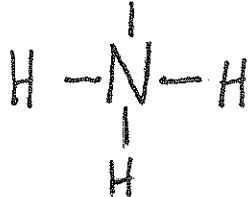


17. SiCl<sub>4</sub>

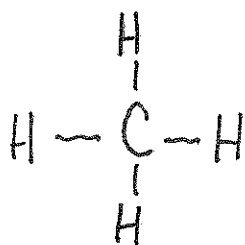


18. H<sub>3</sub>O<sup>+</sup>

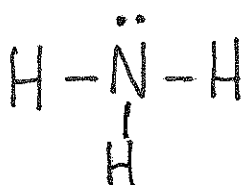





37. CH<sub>4</sub>



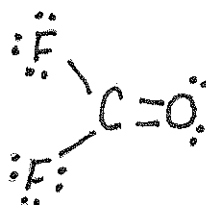
40. NH<sub>3</sub>



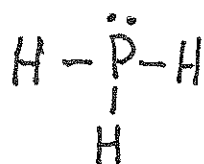
43. SF<sub>6</sub>



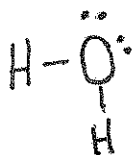
46. F<sub>2</sub>CO



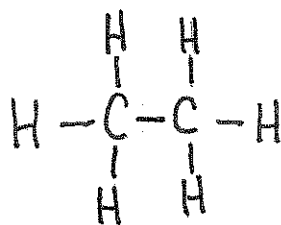
49. PH<sub>3</sub>




38. H<sub>2</sub>O



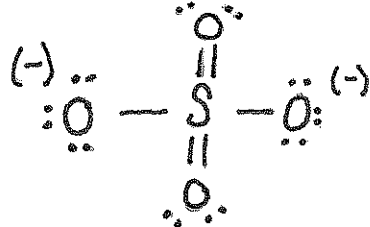
41. C<sub>2</sub>H<sub>6</sub>



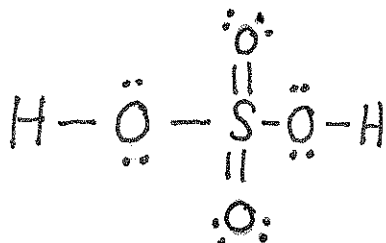
44. PCl<sub>3</sub>



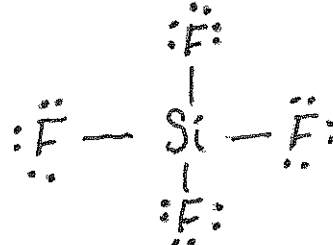
47. SO<sub>4</sub><sup>-2</sup>




50. H<sub>2</sub>SO<sub>4</sub>



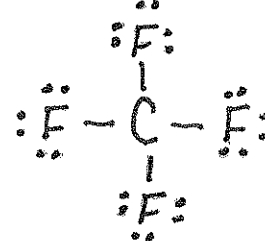
39. SiF<sub>4</sub>



42. H<sub>2</sub>S



45. CF<sub>4</sub>



48. NO<sub>3</sub><sup>-</sup>

