

Use Open Grader to view rubrics and other instructor feedback from a Discussion Forum

If your instructor has included some type of rubric to grade a discussion forum, you can view it before working on the activity as well as after the assignment has been graded. Looking at it before submitting your work will help you know the exact criteria your instructor will use to grade the forum.

These examples demonstrate the different types of rubrics that may be used.


Sample 1	
Part 1	Explained the global considerations for today's business environment in one c competition. Maximum mark 30
Part 2	Explained the global considerations for today's business environment in one c competition. Maximum mark 30
Part 3	Explained the global considerations for today's business environment in one c competition. Maximum mark 30
Grammar, spelling, punctuation, and capitalization. Used correct grammar, spelling, punctuation, and capitalization. Maximum mark 10	

Sample 2			
Original Posting	Student directly responded to the questions or directions specified in the assignment. 4 points	Student partially showed evidence that he/she read and understood the assigned reading section. 7 points	Student showed evidence that he/she read and understood the assigned reading section. 10 points
Understanding	Student did not show evidence that he/she read and understood the assigned reading section. 0 points	Student partially showed evidence that he/she read and understood the assigned reading section. 7 points	Student showed evidence that he/she read and understood the assigned reading section. 10 points
Examples	Student included 1 or less examples and/or specific data in response to the topic area. 0 points	Student included 2 or 3 examples and/or specific data in response to the topic area. 7 points	Student included more than 3 examples and/or specific data in response to the topic area. 10 points
Quality	Student did not demonstrate professional depth and quality. 0 points	Student demonstrated adequate professional depth and quality. 7 points	Student demonstrated outstanding professional depth and quality. 10 points


Sample 3	
Completeness	
Included all required items	4 points
Used correct spelling	3 points
Used correct grammar	3 points


To see the rubrics (before or after submitting your discussion posts), use [Open Grader](#)

Besides rubrics, many instructors leave feedback files and activity comments to you in Open Grader. Also, you can leave comments about the activity to your instructor.

Click **Course Dashboard**  **Course Dashboard**

Dashboard

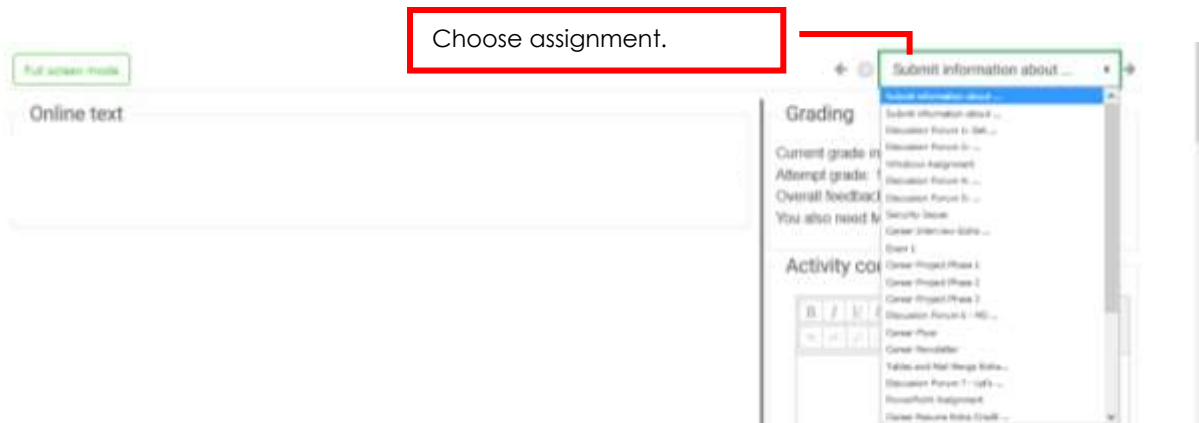
Progress  33%

Grade  -

Click **Open Grader**

Open Grader **Gradebook** **39 Participants**

Open Reports



Grading

Current grade in grade book: 7 / 7
Attempt grade: 7

[View grading marking guide](#)

File feedback:

[Comments](#)

Activity comments

Pamela Denney
Mon, 18 Feb 2019, 4:09 PM

Great job. Although there is nothing you need to revise, open and read the Comments file under the File Feedback heading above. It contains some suggestions that will help you when you work on the next phase of your project. Also, don't forget you will submit your Career Research document along with the first draft of the PowerPoint slideshow you develop in Phase 2 of the career project. Let me know if you have any questions.

B I U S ☰ ☷

↶ ↷ 🔗 🗑

Path: p

[Save comment](#)

Click to see scored rubric

Click to open a file from instructor with comments.

Read instructor comments.

Type and save a comment to the instructor here.