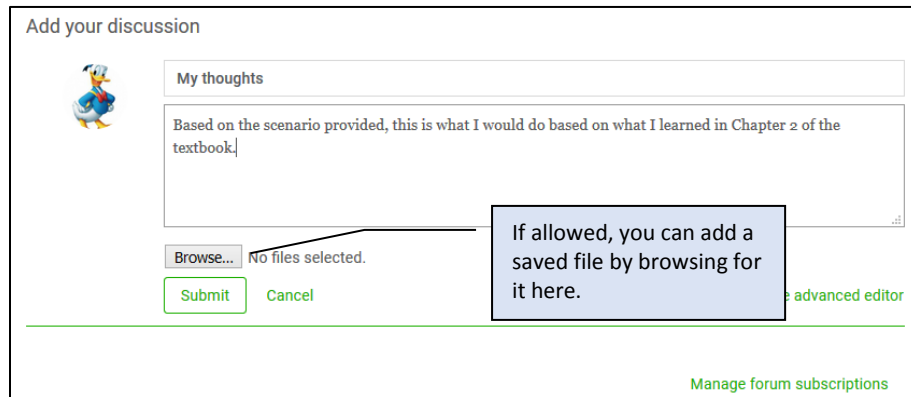


Attach a file to a discussion post or reply

Add your discussion



My thoughts

Based on the scenario provided, this is what I would do based on what I learned in Chapter 2 of the textbook.

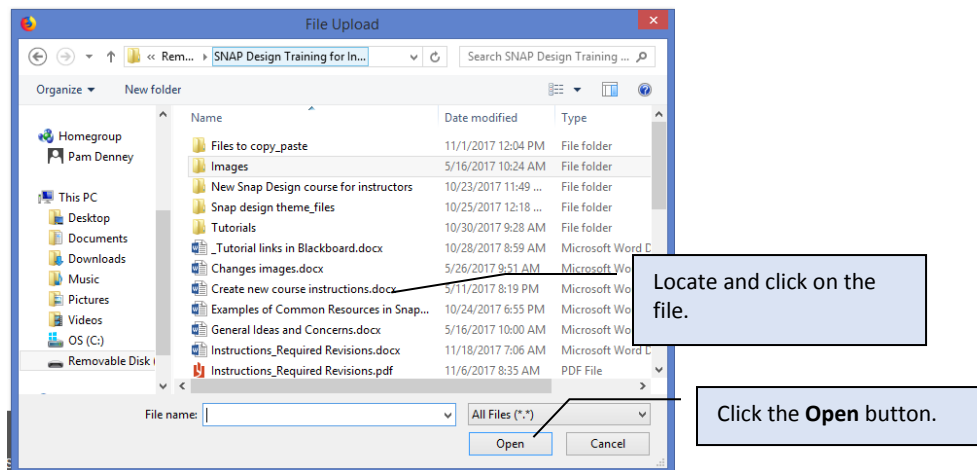
Browse... No files selected.

Submit Cancel

If allowed, you can add a saved file by browsing for it here.

Use advanced editor

Manage forum subscriptions



File Upload

Rem... > SNAP Design Training for In... Search SNAP Design Training ...

Organize New folder

Name	Date modified	Type
Files to copy_paste	11/1/2017 12:04 PM	File folder
Images	5/16/2017 10:24 AM	File folder
New Snap Design course for instructors	10/23/2017 11:49 ...	File folder
Snap design theme_files	10/25/2017 12:18 ...	File folder
Tutorials	10/30/2017 9:28 AM	File folder
_Tutorial links in Blackboard.docx	10/28/2017 8:59 AM	Microsoft Word D...
Changes images.docx	5/26/2017 9:51 AM	Microsoft Wo...
Create new course instructions.docx	5/11/2017 8:19 PM	Microsoft Wo...
Examples of Common Resources in Snap...	10/24/2017 6:55 PM	Microsoft Wo...
General Ideas and Concerns.docx	5/16/2017 10:00 AM	Microsoft Wo...
Instructions_Required Revisions.docx	11/18/2017 7:06 AM	Microsoft Word D...
Instructions_Required Revisions.pdf	11/6/2017 8:35 AM	PDF File

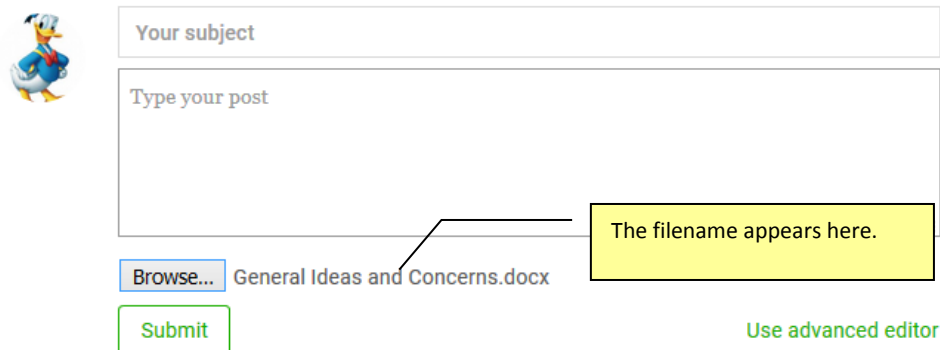
File name: All Files (*.*)

Open Cancel

Locate and click on the file.

Click the Open button.

Add your reply



Your subject

Type your post

Browse... General Ideas and Concerns.docx

Submit

The filename appears here.

Use advanced editor