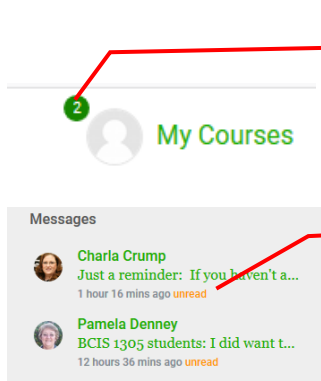


Methods to know when you have new unread messages

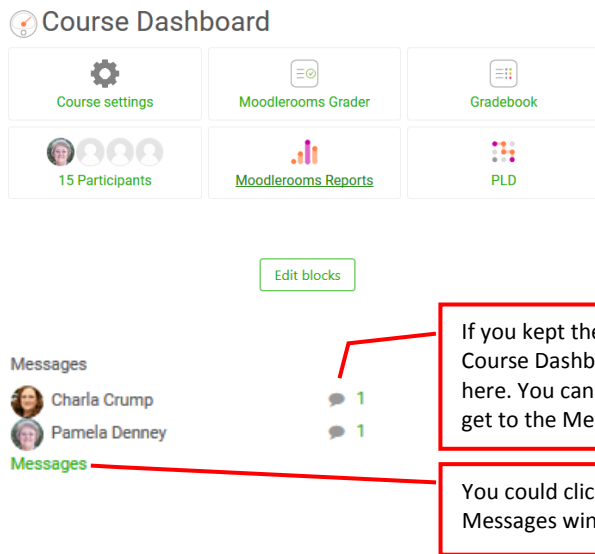
Method 1:



After logging into one of your courses, the number beside your profile picture indicates number of unread messages (if there are any). Clicking it sends you to the list of messages in the Messages area on your My Courses page.

Click on the unread message to go to the Messages window and read/reply to message.

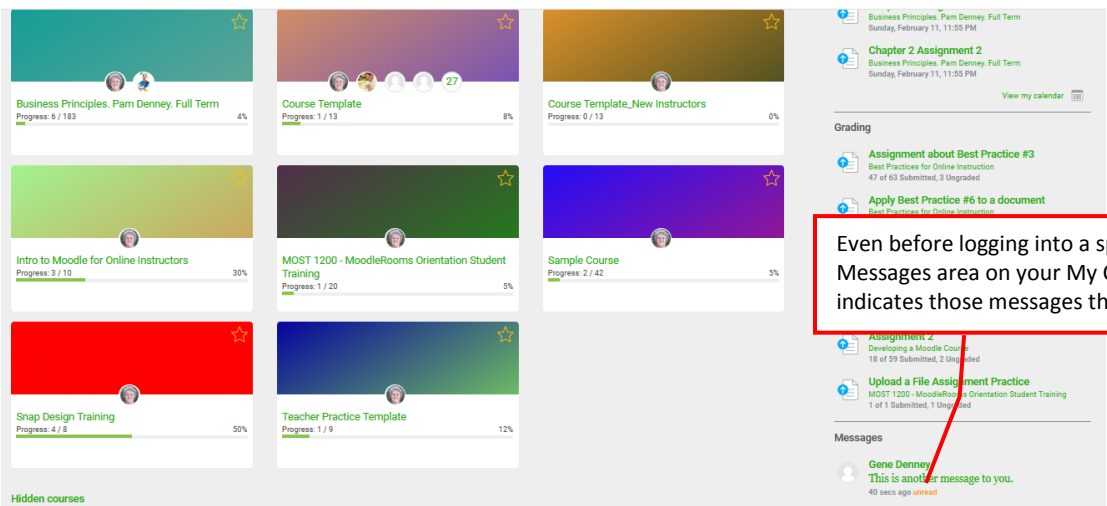
Method 2:



If you kept the Messages block on your Course Dashboard, unread messages appear here. You can click on the Messages icon to get to the Messages window.

You could click the Messages link to get to the Messages window.

Method 3:



Even before logging into a specific course, the Messages area on your My Courses page indicates those messages that are “unread.”