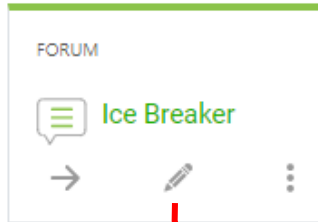


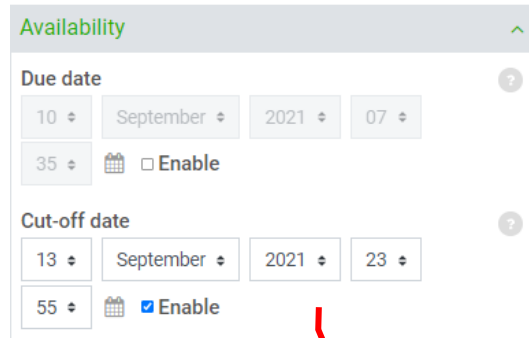
Prevent students from posting to a discussion forum after your due date.

It depends on which type of discussion forum you chose to use: **Forum** or **Open Forum**

Forum type

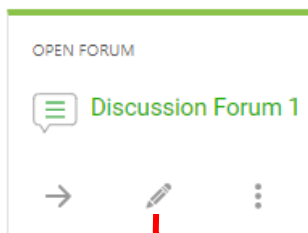


Click **Edit** icon below Forum or Open Forum.

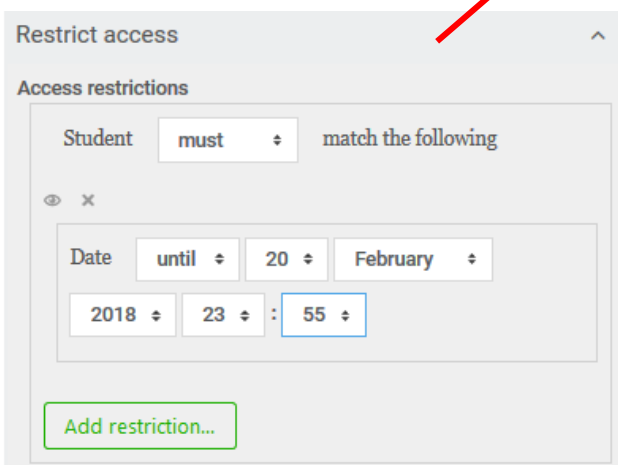


Enable **Cut-off date** under the Availability drop-down menu. This does not cause the date to appear to students. Follow [these instructions](#) if you want that to happen.

Open Forum type



Click **Edit** icon below Forum or Open Forum.



How to prevent students from posting to a forum after your “due date.”

Apply a “Restrict access” setting to allow students access to the forum only until your due date. [Click here](#) for help adding a date type of restriction. This does not cause the date to appear to students. Follow [these instructions](#) if you want that to happen.

Note: If you use a rubric in OpenLMS to grade an open forum, the restrict access also prevents students from seeing their graded rubric and/or activity comments in the Open Grader after the date set. What to do

After grading all of the students’ postings and replies change the Restrict Access restriction to “Student **must not** match the following” so that students can see their grade as well as any graded rubric and/or activity comments you may have left for them in Open Grader.

Even though students could still submit more posts after you do this, it would mean nothing since you had already posted grades.