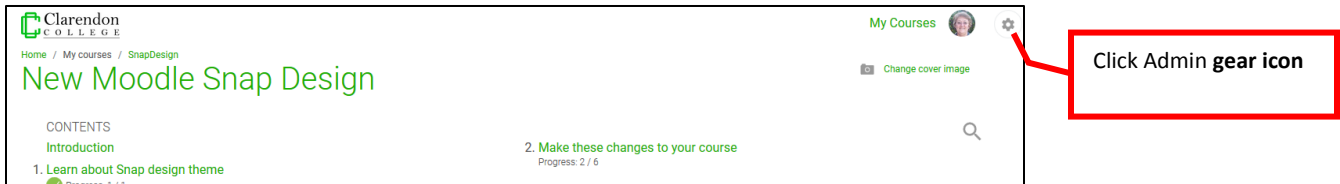


# Prevent students access to your course

Generally you do not want to make your course available to students until the first day of the semester. Follow these steps to hide your course.

## Access the course settings menu using one of these 2 methods:

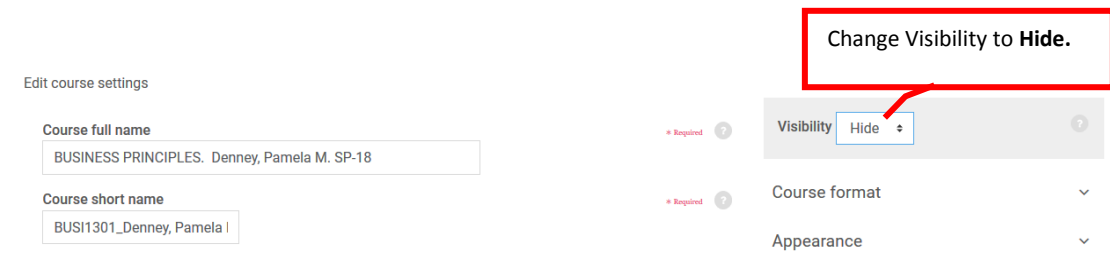
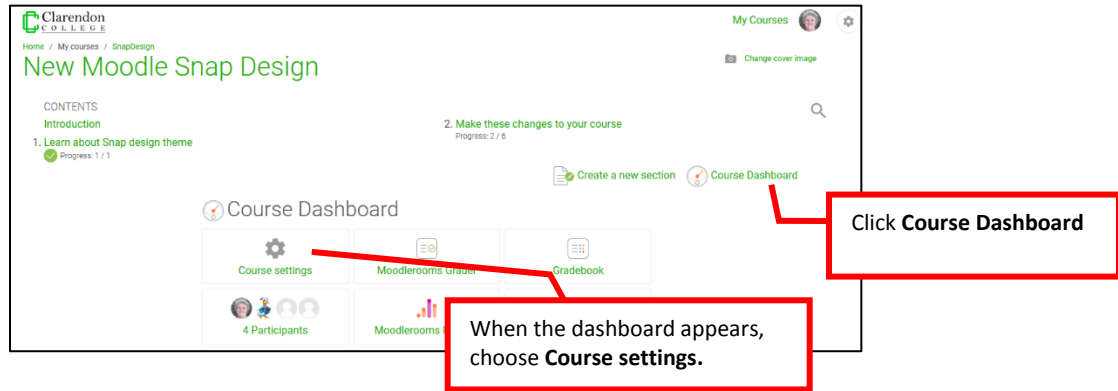
### Method 1 – access course settings from gear icon



When Course administration list appears, choose **Edit settings**

- ▼ Course administration
  - Edit settings**
  - ⚙ Course completion
  - ▶ Users

### Method 2 – access course settings from Course Dashboard



**Save and display**

After making the change, click **Save and display** at the bottom of the screen.