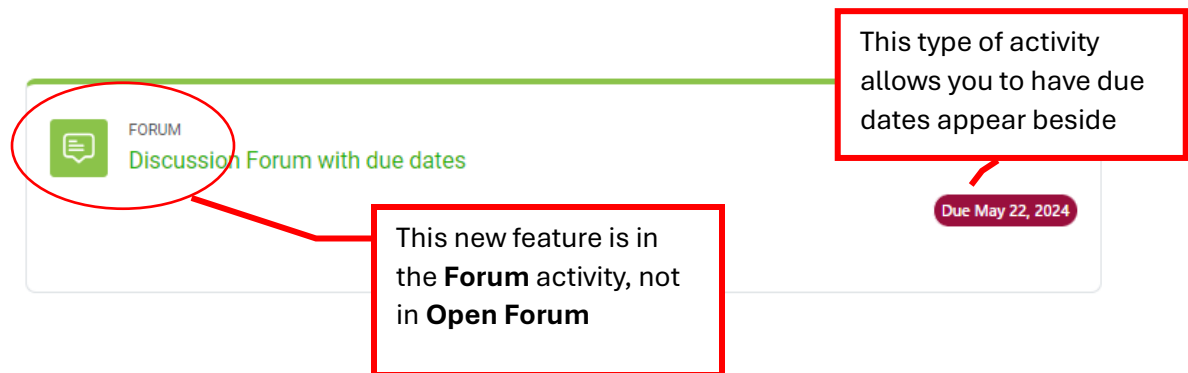


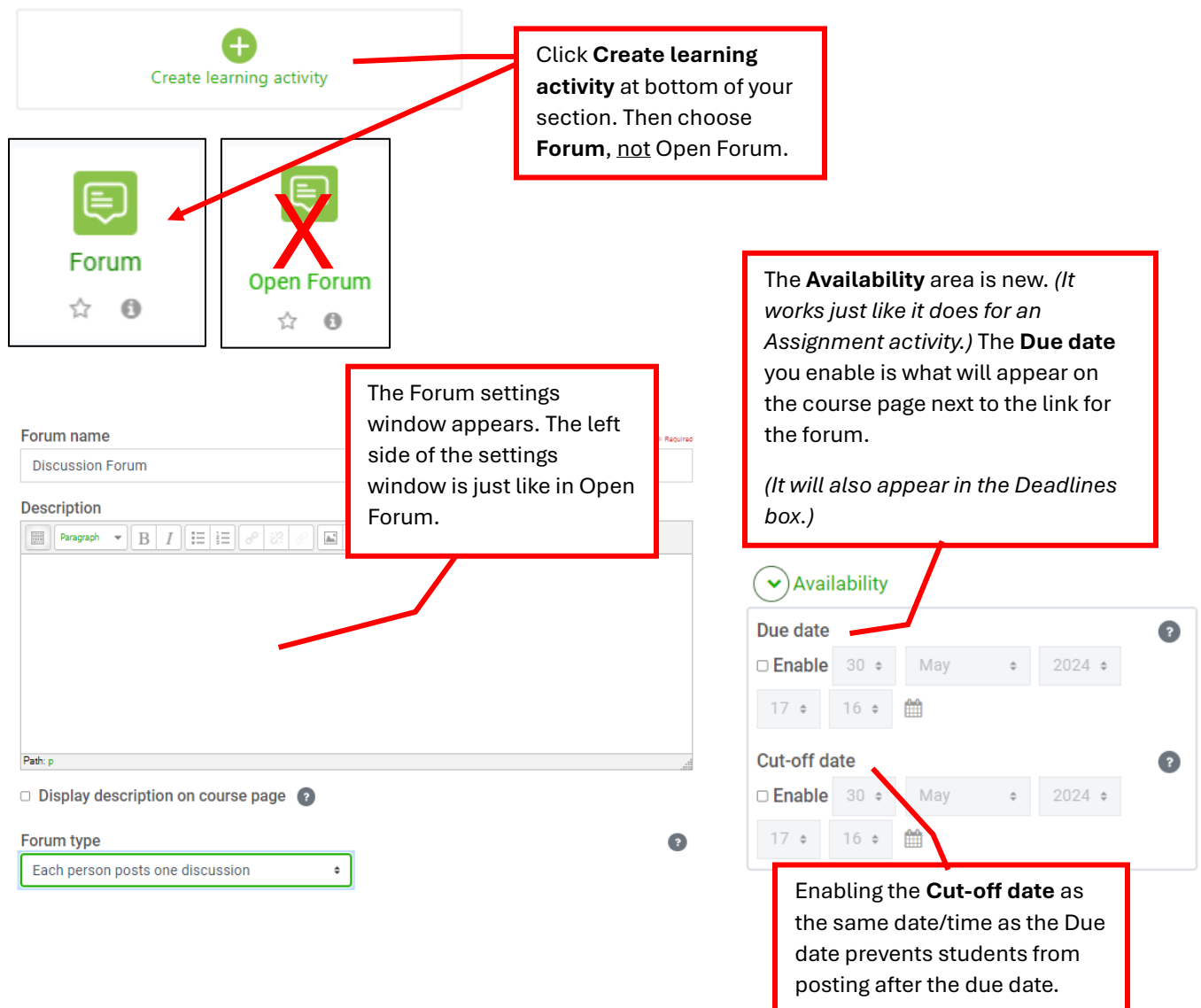
Forum activity with due date showing on course page

The capability of having forum due dates appear on the course page, just like assignments and quizzes, is finally available with the 2024 OpenLMS update.



If you decide to change your discussion forums to this new type, remember to change the information to your students about not being able to see the due dates.

Setting up a Forum Activity



The **Whole forum grading** area is new. Setting the Type to **Point** brings up the other choices including placing the grade into the appropriate grading category in your gradebook.

With whole forum grading you view and assess all of a student's posts in one screen and allows you to grade with advanced grading tools like rubrics. (similar to using Open Grader).

✓ Whole forum grading

Grade

Type **Point**

Maximum grade
100

Grading method
Simple direct grading

Grade category
Not categorized

Grade to pass

Default setting for "Notify students"
No

If you need help using rubrics, these links are also available under the **Rubrics** heading in the Instructor Tutorials.

[Create a rubric](#)

[Edit a rubric](#)

[Duplicate rubric to use in a different activity](#)

The **Grading method** area is where you can use some type of rubric for grading. Otherwise, leave it at Simple direct grading if you don't want to include comments to the students.

Grading method

Simple direct grading

Simple direct grading

Checklist

Marking guide

Rubric

Unless you are using groups, choose **No groups** under the Group mode heading.

✓ Common module settings

ID number

Force language
Do not force

Group mode
No groups

“Whole forum grading” method

How grading this new type of forum works.

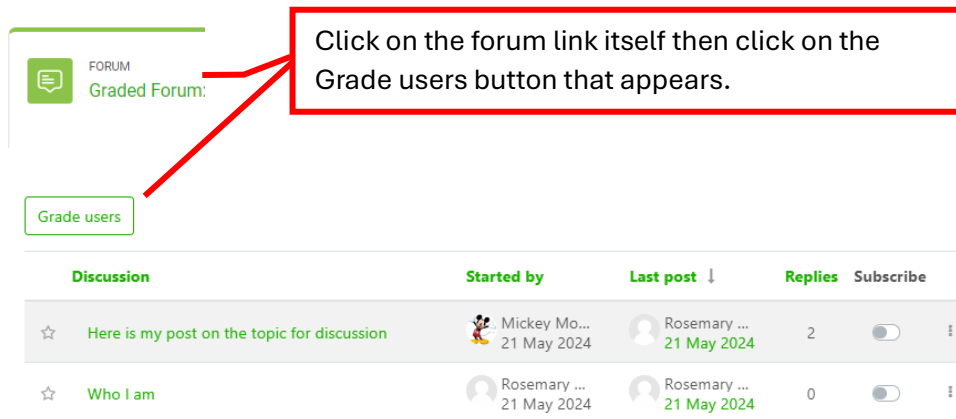
For more details about using this updated version of the Forums activity, click this [link from Southern Oregon University](#). (The screen shots they have will not look like our “Snap” version from OpenLMS, but the instructions and explanations are very good.)

Also, check out these specific links from SOU’s website:

- [Whole forum grading](#) (including links about using rubrics)
- [Advanced forum settings](#)
- [Managing forums for groups](#)
- [Tips for forums](#)

Whole Forum Grading Method

With simple direct grading (no place to add feedback)

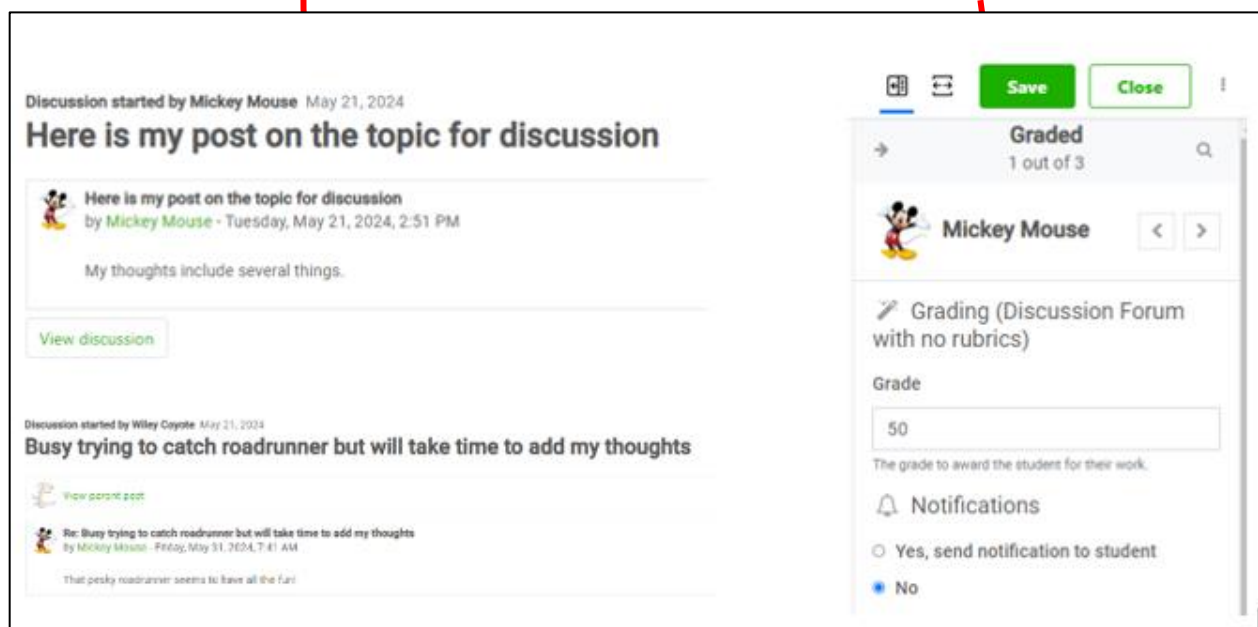


Click on the forum link itself then click on the Grade users button that appears.

Discussion	Started by	Last post ↓	Replies	Subscribe
☆ Here is my post on the topic for discussion	Mickey Mo... 21 May 2024	Rosemary ... 21 May 2024	2	<input type="checkbox"/>
☆ Who I am	Rosemary ... 21 May 2024	Rosemary ... 21 May 2024	0	<input type="checkbox"/>

On this side you see Mickey’s post(s) and replies that Mickey made in the forum.

On this side you insert Mickey’s grade then click the right chevron by his name to move to the next student.



Discussion started by Mickey Mouse May 21, 2024

Here is my post on the topic for discussion

Here is my post on the topic for discussion
by Mickey Mouse - Tuesday, May 21, 2024, 2:51 PM

My thoughts include several things.

[View discussion](#)

Discussion started by Wiley Coyote May 21, 2024

Busy trying to catch roadrunner but will take time to add my thoughts

[View parent post](#)

Re: Busy trying to catch roadrunner but will take time to add my thoughts
by Mickey Mouse - Friday, May 31, 2024, 7:41 AM

That pesky roadrunner seems to have all the fun!

Graded
1 out of 3

Mickey Mouse

Grading (Discussion Forum with no rubrics)

Grade

50

The grade to award the student for their work.

Notifications

☐ Yes, send notification to student

☒ No

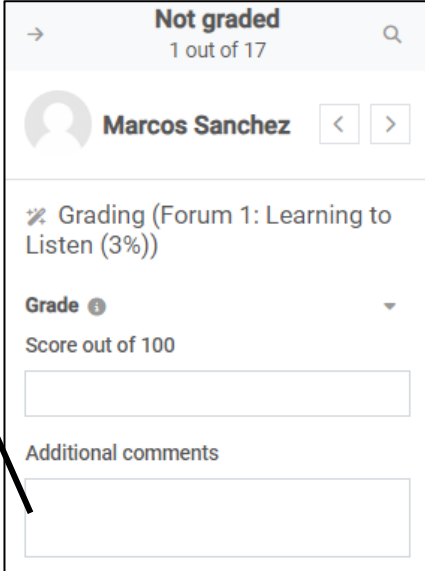
Whole Forum Grading (with place to include feedback to students)

Being able to add feedback to students when grading is not automatically available using the Forum type of activity. If you want that ability, refer to the [Forum_Set to allow feedback to students](#) instructions in the Instructor Tutorials.

The grading window will include a place to put additional comments to the student.

If you want to add an actual rubric with multiple criteria to grade from (will also include a place for additional comments), refer to the [Forum_Set rubrics and allow feedback](#) instructions in the Instructor Tutorials.

More help creating rubrics is under the Rubrics heading in the Instructor Tutorials.



The screenshot shows the 'Grading' window for a forum activity titled 'Forum 1: Learning to Listen'. The window is titled 'Not graded' and shows '1 out of 17' items. The user 'Marcos Sanchez' is logged in. The activity is 'Grading (Forum 1: Learning to Listen (3%))'. The 'Grade' section shows a 'Score out of 100' and a text input field for the grade. Below this is the 'Additional comments' section with a larger text input field. A yellow callout box points to the 'Additional comments' field.

→ Not graded
1 out of 17

Marcos Sanchez

Grading (Forum 1: Learning to Listen (3%))

Grade ⓘ

Score out of 100

Additional comments