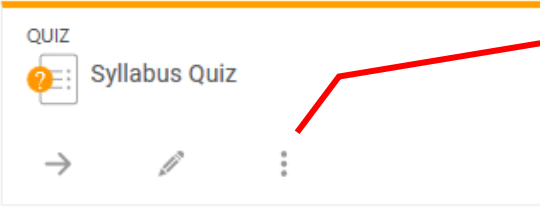


## Edit Syllabus Quiz in the Class Orientation section



QUIZ  
Syllabus Quiz


→ ✎ ⋮

If you don't want the syllabus quiz, click the **More** icon to delete it.

If you delete it, then also delete the information in the label resource below that mentions the syllabus quiz.

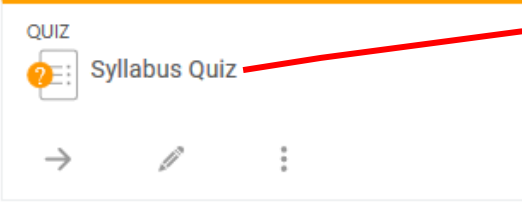
If you have not already read the **Course Syllabus**, do so now. It is located in the CONTENTS area above (Syllabus and Quick Links section). Then click back on the Class Orientation section and complete the **Syllabus Quiz** below to make sure you understand the most important policies used in this course. If desired, you may use a printed copy of the syllabus to help you answer the questions correctly.

Next, submit the **Syllabus Agreement EVA** by the census date in order for you to continue in this course.



→ ✎ ⋮

Click pencil (edit) icon to edit the words in this label resource.



QUIZ  
Syllabus Quiz

→ ✎ ⋮

If you do want the syllabus quiz, first **click the link to it**.

Follow instructions below to be able to look at the questions already in it and change/delete/add questions.

## Template

### Syllabus Quiz




After carefully reading the course syllabus located in the Quick Links block, complete this quiz to make sure you understand the most important policies in this course. You can repeat the test if you didn't answer all of the questions correctly the first time. If desired, you may use a printed copy of the syllabus to help you answer the questions correctly.

Grading method: Highest grade

Attempt quiz now

Click the gear icon and select **Edit quiz** from the choices that appear.

[Click here](#) for help from Open LMS about editing quizzes.

 My Courses   Admin

Quiz administration

- Edit settings
- Group overrides
- User overrides
- ⚙ Edit quiz
- 🔍 Preview
- > Results
  - Locally assigned roles
  - Permissions
  - Check permissions
  - Filters
  - Logs
  - Backup
  - Restore
- > Question bank