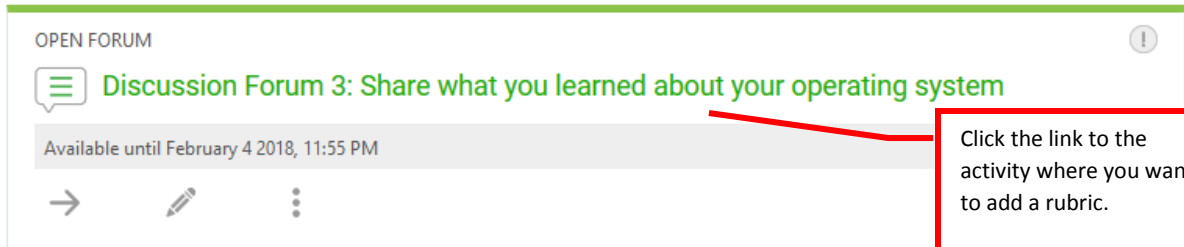


Duplicate rubrics for other assignments

If you have a rubric (of any type) already created in Moodle you can follow these steps to duplicate that rubric for other activities instead of creating a new rubric “from scratch.” Once you have done that, you can edit the rubric for the assignment where it was placed.



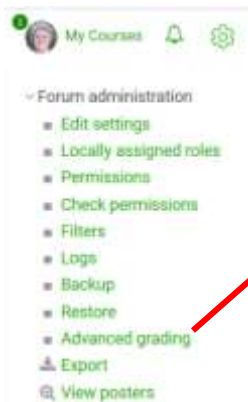
OPEN FORUM

Discussion Forum 3: Share what you learned about your operating system

Available until February 4 2018, 11:55 PM

→ ✎ ⋮

Click the link to the activity where you want to add a rubric.

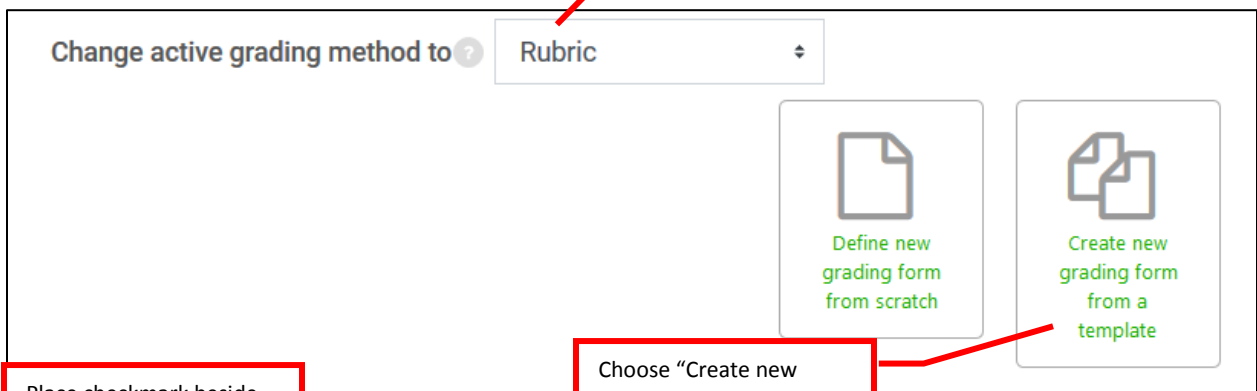


My Courses

- Forum administration
 - Edit settings
 - Locally assigned roles
 - Permissions
 - Check permissions
 - Filters
 - Logs
 - Backup
 - Restore
 - Advanced grading
 - Export
 - View posters

Click Advanced Grading from the Admin gear icon.

Change to the type of rubric you plan to use.



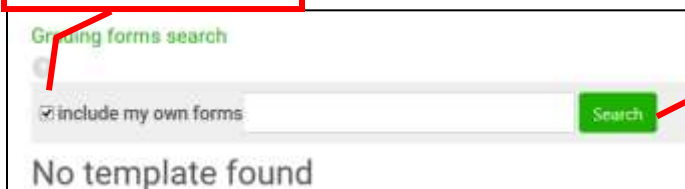
Change active grading method to ? Rubric

Define new grading form from scratch

Create new grading form from a template

Place checkmark beside “Include my own forms”

Choose “Create new grading form from a template”



Grading forms search

include my own forms

Search

No template found

Click “Search”

Discussion Forum Rubric Own form

Location: Discussion Forum 3: Graded with a Rubric (Posts)

The minimum possible score for this rubric is **0 points**. It will be converted to the minimum possible score for the activity and converted to the scale elements as if they were consecutive integers. This grade

Tip 1	Did not list Tip 1 0 points	Included a tip but no details 1 points	Included a tip and details about using it 2 points
Tip 2	Did not list Tip 2 0 points	Included a tip but no details 1 points	Included a tip and details about using it 2 points
Tip 3	Did not list Tip 3 0 points	Included a tip but no details 1 points	Included a tip and details about using it 2 points
Spelling and Grammar	Had many spelling and grammatical errors 0 points	Had a few spelling and grammatical errors 1 points	Had no spelling and grammatical errors 2 points
Reply	Did not reply to a fellow student's posting 0 points	Replied but was not well worded, not thoughtful, or had spelling/grammar errors 1 points	Replied with a well worded and thoughtful reply. No spelling/grammar errors. 2 points

Scroll through the rubrics you have created until you find the one you want to duplicate.

Rubric options

Sort order for levels: **Ascending by number of points**

- Calculate grade based on the rubric having a minimum score of 0
-

Allow users to preview rubric (otherwise it will only be displayed after grading)

- Display rubric description during evaluation
- Display rubric description to those being graded
- Display points for each level during evaluation
- Display points for each level in the
- Allow grader to add text remarks for e
- Show remarks to those being graded

Click "Use this form as a template" located below the template you want to duplicate.

Use this form as a template

Click "Continue" to confirm.

Confirm

Do you want to use the grading form 'Discussion Forum Rubric' as a template for the new grading form in 'Discussion Forum 3: Share what you learned about your operating system (Posts)'?

Advanced grading: Discussion Forum 3: Share what you learned about

Change active grading method to



If you want to edit the rubric for the new activity, click "Edit the current form definition." (It only affects the rubric for the new activity. It does not affect the original rubric that you used to duplicate from.)

If you **don't need to edit** it, you can go back to your main course page