


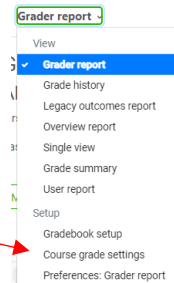
Recommended Course Grade Settings

Most students like to see an uncluttered gradebook with only the information they are the most interested in: name of assignment/quiz, grade, possible instructor feedback, course total

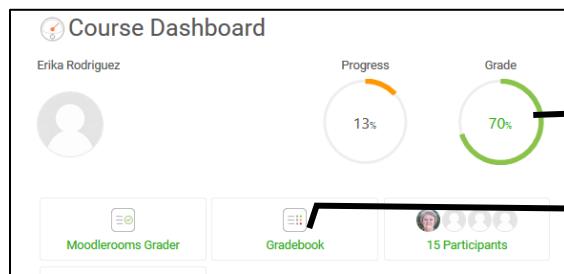
The default grade settings include many other pieces of information that can confuse students, so we recommend you enable only the course grade settings shown on the next page.

Use one of these methods to get to the Course grade settings window:

- Click **Gradebook setup** from the Admin gear icon **My Courses**  in the top right corner of your course home page, then select **Gradebook settings**.
- Click **Gradebook** from the Course Dashboard, select the Grader report drop-down menu, then select the **Course grade settings** choice.

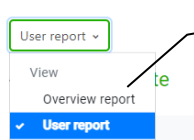


Once the settings on the next page are chosen, this is what the students will see:



Students can see current course total here for the course they are logged into.

Students click **Gradebook** to see each of their graded activities scores in their "user report."



The User report (seen below) shows all grades for the course student is logged into. If students click **Overview report**, they can see current course totals for all of their courses.

Grade item	Grade	Feedback
BUSI 1301		
Chapter Quizzes		
Chapter 1 Quiz	90	
Chapter 2 Quiz	85	
Discussion Forums		
Ice Breaker Discussion Forum	100	To see the rubric used to grade this forum, click Moodlerooms Grader located on your Course Dashboard.
Chapter 1 Discussion Forum	0	
Course total	70	
Weighted mean of grades.		

If you enable the recommended course grade settings on the next page, students will only see assignment/quiz names, grades, feedback, and course total in their gradebook.

Aggregation position

Default (Last) ▾

Min and max grades used in calculation

Min and max grades as specified in grade item settings ▾

These are the recommended course grade settings.

Grade item settings

Overview report

Show rank

Default (Hide) ▾

Hide since most students get confused if they see this on their gradebook.

Hide totals if they contain hidden items

Show totals including hidden items ▾

Best choice if you intend to unhide an assignment later in the semester. This choice also keeps grade totals the same for student and teacher when there are hidden assignments.

User report

Show rank

Default (Hide) ▾

Show percentage

Hide ▾

Hide these since most students get confused if these items are seen on their gradebook.

Show grades

Default (Show) ▾

Enable so students will see their individual grades.

Show feedback

Default (Show) ▾

Enable so students will see overall feedback you may have included.

Show weightings

Hide ▾

Show average

Hide ▾

Show letter grades

Default (Hide) ▾

Show contribution to course total

Hide ▾

Show ranges

Hide ▾

Hide these since most students get confused if these items are seen on their gradebook.

Range decimal points

0 ▾

Show hidden items

Show hidden ▾

Hide totals if they contain hidden items

Show totals including hidden items ▾

IMPORTANT

Choose this so students can see their course total average on their home page Dashboard.

Save changes

Cancel

IMPORTANT! After making your choices, always click the **Save changes** button.